sciendo

DOI: 10.2478/rjom-2022-0007

Original papers

Epidemiology of occupational diseases in Romania and Israel: silicosis as a national concern

Popescu Florina Georgeta[1], Stoia Mihaela[2], Morariu Stelian Ioan[3]

[1] "Victor Babes" University of Medicine and Pharmacy, Timisoara, 2 Eftimie Murgu Square, 300041,Timisoara, Romania
[2] "Lucian Blaga" University, Faculty of Medicine, 2A Lucian Blaga Street, 550172 Sibiu, Romania
[3] "Vasile Goldis" West University of Arad, 94 Revolutiei Blvd., 310130, Arad, Romania

Corresponding author
Mihaela Stoia
medmuncii@dspsibiu.ro

RETRACTED

Abstract

Background: Historically, silicosis is a disease of miners, but the last decade witnessed outbreaks in occupational settings not traditionally associated with silica exposure. Evidence from other countries may ground awareness and control of re-emergent risks.
Methods: Incident cases of occupational diseases, ranking and trends were analysed within the period 2005-2016 using a cross-national comparative study. Labor force profile and occupation were additional data used to identify similarities and differences between Romania and Israel. The incidence rates for silicosis extracted from the Global Burden of Disease Study 2017 were compared to national, continental, and global level.
Results: Between the two countries, the ratio was 1:1 for silicosis, musculoscheletal disorders, hearing loss, and chronic bronchitis. Regarding silicosis, two major diffences were found, namely: the trend of incidence (ascending in Israel; descending in Romania) and the occupational setting (coal miner in Romania; artificial stone worker in Israel). Globally, Romania was among countries with high incidence of silicosis in 2017.
Conclusion: Silicosis was a national issue of concern at the time, but vigilance should continue, given the severity of this disease and the occurrence of other silica-related diseases.

Keywords: *occupational disease, silicosis, national, global*

Introduction

Occupational diseases have ancient roots, but the current challenge is posed by the dynamic of industry and the characteristics of labor force. Thus, occupational epidemiological data are very helpful in risk assessment, in standard setting, and in policymaking, especially when an apparently elevated number of cases of disease occurs in a worksite. [1] Evidence is usually provided at national level by the Registry of occupational diseases. For example, in Romania this Registry is available since 1968 [2]; in Israel the document was set up in 2011. [3]

Silicosis is a severe occupational lung disease which continues to represent a public health as there is no effective early prevention, early diagnosis, and treatment. [4] For example, the global incidence of

this disease was 23,700 patients in 2017, [5] while in Israel it was described an increasing prevalence at the time. [6] Some exposed individuals may be more susceptible than others to develop the disease, due to the genetic polymorphism of long non-coding RNA (lncRNA)-related single nucleotide. [7] Experimental studies confirm the early onset of oxidative damage in rats and culture cell model for silicosis, progressively evolving from the inflammatory stage to fibrosis. [8, 9] Cellular damage results mainly in the generation of free radicals and the release of cytokines. [10] Moreover, recent findings in models of lung fibrosis have suggested a major role for the NLRP3 (nucleotide-binding domain and leucine-rich repeat pyrin domain containing 3) inflammasome in silica-driven inflammation and fibrosis. [11] In lung diseases such as chronic obstructive pulmonary disease or idiopathic pulmonary fibrosis, oxidative stress was shown to be the secondary cause of pathology by promoting fibrogenesis through causing apoptosis of alveolar epithelial cells, activating myofibroblasts and inducing an inflammatory response. [12]

The bioactivity of silica particles depends on their size, respectively respirable particles less than 5μm in diameter and nanoparticles. [13] Recently, an Israeli group identified the presence of nanosized silica particles, which are able to bypass alveolar clearance mechanisms and enter the bloodstream, potentially triggering extrapulmonary disease associated with several systemic autoimmune disorders. [14] Occupational exposure to respirable crystaline silica involves mining, industrial processes with abrasives / sandstones / sand / silica flour, Denim jeans production, dental material manufacturing, cement / brick / pottery manufacturing, ornamental / tomb / artificial stone fabrication and repair, shipbuiding, foundry, cutting semiprecious stones and gems, agriculture and construction [13]. Since the 2000s, the use of artificial stone became very popular worldwide. This composite material contains quartz with crystalline silica over 90%, coloured glass, shells, metals or mirrors bound together by a polymer resin [15]. Significant artificial stone silicosis outbreacks were subsequently reported from these new occupational settings, and especially from Israel, but also from Spain, Australia, and the United States.

This study outlines the occupational morbidity profile in Romania and Israel within the period 2005-2016, aiming to provide a rational perspective on similarities, differences, and trends. Hopefully, it aims to give a substantiate answer to the question "how occupational diseases are revealed in different countries".

Materials and Methods

A cross-national comparative study was designed for ranking and comparing the 10-year incidence of occupational diseases between two countries, namely Romania and Israel.

The starting point for our data mining was to find out the labor force profile, which currently has became comparable between the selected countries, but with significant differences in the past (2:1 ratio), as shown in Table 1.

Table 1. Labor force characteristics in Romania vs Israel

Country	Working-age population (thousands)		Employed persons (thousands)	
	2016	*2020*	*2016*	*2020*
Israel*	6130	6634	4029	4131
Romania**	13263	8987	8449	4920

*Source: Central Bureau of Statistics and Bank of Israel computations

**Source: National Institute of Statistics, Bucharest

Medical data regarding occupational diseases were obtained from the National Institute of Public Health (Romania), respectively from the Ministry of Labor, Social Affairs and Social Services (Israel) [15bis]. Results were graphically displayed in the form of line chart to show the trend of occupational diseases over time, and in the form of column chart to compare values across the dominant diseases in the selected countries. The existence of differences - the only thing that is certain in comparative research issues - was analysed.

Silicosis, as the first-ranking disease in both countries at the time, was discussed in terms of occupational type of exposure, as well as in terms of incidence rates for silicosis in 2017 reported by the Global Burden of Disease Study [16], in order to integrate the local picture into a global one. Given the public health impact and complexities in preventing silicosis, we

RETRACTED

consider this approach will raise scientific interest for further research.

Results

Regarding the new cases of occupational disease reported during 10 years, it can be noticed a descending trend in both countries, as illustrated in Figure 1. The distribution was almost similar between 2005 and 2009.

Silicosis and musculoscheletal disorders (MSDs) were by far the dominant occupational diseases in Romania and in Israel, as may be observed from Figure 2. Moreover, by comparing Israel to Romania, the ratio of principal diseases was almost 1:1, especially in the case of silicosis (247:254 mean value).

Focusing on the cases of silicosis reported by these countries within the period 2005-2016, we found the trend is ascending in Israel, in contrast to Romanian trend, as shown in Figure 3. Interestingly, Israel seems to experience a significant outbreak of silicosis, since 2012. The outcomes of silica exposure highlight two main occupational settings summarized in Table 2.

Figure 1. The trend of occupational diseases, by the annual number of new cases

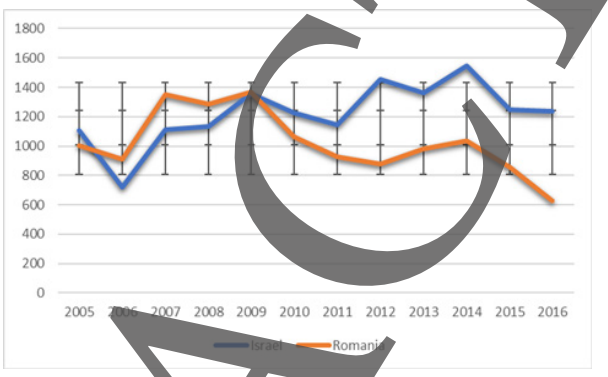

Figure 2. The ranking of occupational diseases, by the total number of new cases reported within 2005-2016

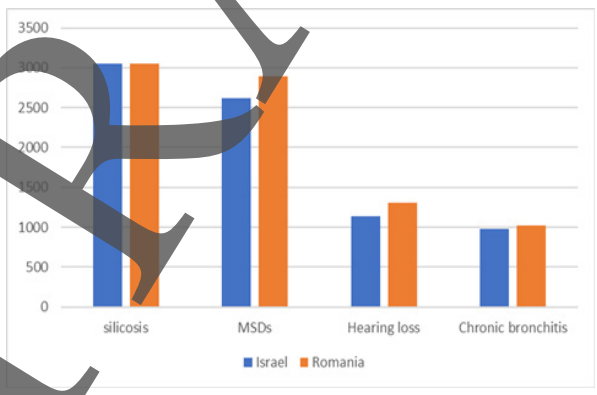

Figure 3. Silicosis trends and forecasting, by the annual number of new cases

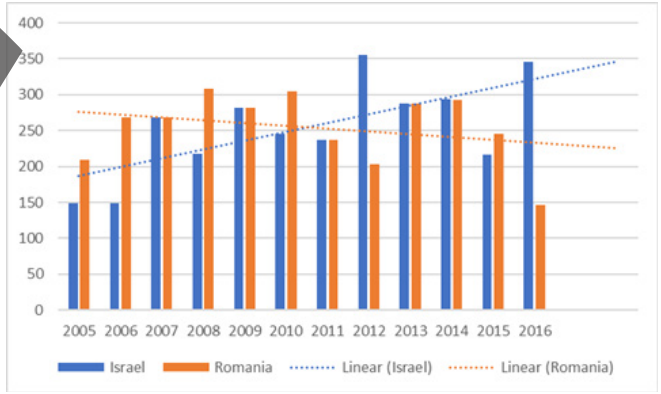

RETRACTED

Table 2. The dominant occupational settings responsible for silicosis in Romania vs Israel

Country	Economic sector	Activity	Occupation
Israel	Manufacturing / Construction	Artificial stone cutting	Manufacturing worker
Romania	Mining	Underground mining	Coal miner

According to the age-standardized incidence rates (ASIR/100,000) for silicosis in 2017 reported by the Global Burden of Disease Study, Romania was among countries whith the highest incidence rate – see Table 3.

Table 3. The global picture of silicosis [16]

Level	ASIR / 2017			
	0.4-0.8	0.2-0.4	0.1-0.2	0.06-0.1
National	Romania China Chile	Israel India Venezuela	South Africa Germany Brazil	New Zealand Canada Russia
Continental	Asia		Europe South America Africa	Australia
Global	0.3			

Discussion and Conclusion

The 10-year incidence of ocupational diseases in Romania and Israel follows a two-stage trend, especially a similar ascending curve until 2009. In epidemiological exposure-response models, the shape of the exposure-response curve arises an issue of concern for risk assessors; in our cross-national model this concern is obvious in the case of Israel after 2011, when silicosis outbreak raised scientific interest. [17]

Silicosis ranked the first place, but the first major difference occurs in trends and forecasting, respectively an ascending number of cases in Israel, in contrast to the incidence-reduction in Romania since 2010. This aparently decreasing trend of silicosis in Romania might be explained by a major shift in job exposure, coal mining sector becoming an almost extinct one. [18, 19] It is not surprising, since coal workers' pneumoconiosis displayed a decreasing trend worldwide. [20] Furthermore, the occupational setting was the second major difference resulted from comparative analysis. While in Romania crystalline silica exposure seems to remain the "old" hazard dominant in the mining activities, Israel and other countries have reported occupational clusters coming from the artificial stone manufacturing sector. [21-24] Subsequently, a newly emergent hazard alert was issued by the US National Institute of Occupational Safety and Health. [25] To our knowledge, artificial-stone silicosis was not reported in Romania, but the underground mining-worker is still the main occupation responsible for the new cases reported in 2021 (N=55), which probably are retired miners. [26] In this respect, Romanian specialists should take more action, in terms of awareness and risk management.

In the global picture of silicosis at the time, Romania was the only European country with high-risk level; Israel fits to the matrix of medium-risk, comparable to the global risk level; and, among continents, Asia has by far the highest incidence of silicosis due to China, the world's largest labor market. Recent findings show that two-thirds of global health loss from pneumoconiosis occur in China, with ASIR reaching up to 0.9-1.31 in certain provinces. [27] In this country, silicosis was the leading cause of disease burden from pneumoconiosis, showing an increasing trend of incident cases since 1990.

In conclusion, silicosis was the most prevalent

RETRACTED

confirmed occupational disease in both countries, but having different trends and sources of exposure. These findings suggest the disease is still a national and global health issue, and more effort is required to control known and emerging sources of silica exposure.

Acknowledgements

Thanks student Amir Haddad from "Victor Babes" University of Medicine and Pharmacy, for his help on field work and data collection.

Erratum

In the "Materials and Methods" section, after the first phrase of the third paragraph (Page 41), the reference "[15bis]" has been inserted. This information has been updated in the "References" section.

References

1. Frumkin H (ed). Environmental Health: From Global to Local, 2nd edition. San Francisco: John Wiley & Sons; 2010
2. Stoia M. Occupational medicine in Sibiu: the switch from historical diseases to the current and emergent ones. RJOM. 2020;71(1):63-68
3. Rinsky-Halivni L, Cohen C, Moshe S, Amster E. Socialized occupational medicine in Israel: past, present, and future. Arch Environ Occup Health. 2020;75(1):45-55
4. Li T, Yang X, Xu H, Liu H. Early Identification, Accurate Diagnosis, and Treatment of Silicosis. Can Respir J. 2022; 2022:3769134
5. James SL, Abate D, Abate KH, Abay SM, Abbafati C, Abbasi N et al. Global, regional, and national incidence, prevalence, and years lived with disability for 354 diseases and injuries for 195 countries and territories, 1990–2017: a systematic analysis for the Global Burden of Disease Study 2017. Lancet. 2018; 392:1789–858.
6. Shtraichman O, Kramer MR. Artificial stone silicosis: the Israel epidemic, current view. Harefuah. 2017;156(8):517-521.
7. Wang W, Chen X, Li C. et al. The single nucleotide polymorphism rs1814521 in long non-coding RNA ADGRG3 associates with the susceptibility to silicosis: a multi-stage study. Environ Health Prev Med. 2022;27(0):5.
8. Barsan M, Rajnoveanu AG, Cocarla A. et al. A study of oxidative stress and pulmonary damage after silica instillation in rats and the effect of curcumin administration. Med Pr. 2021;72(3):239-247.
9. Lv J, Zhang Y, Yu T. et al. A Promising transwell co-culture cell model for silicosis. Toxicol In Vitro. 2022;81:105318.
10. Mlika M, Adigun R, Bhutta BS. Silicosis. In: StatPearls. Treasure Island (FL): StatPearls Publishing; 2022. Available from: https://www.ncbi.nlm.nih.gov/books/NBK537341/
11. Lam M, Mansell A, Tate MD. Another One Fights the Dust: Targeting the NLRP3 Inflammasome for the Treatment of Silicosis. Am J Respir Cell Mol Biol. 2022;66(6):601-611.
12. Forman HJ, Zhang H. Targeting oxidative stress in disease: promise and limitations of antioxidant therapy. Nat. Rev. Drug Discov. 2021;20(9):689-709
13. Hoy RF, Chambers DC. Silica-related diseases in the modern world. Allergy. 2020;75:2805–2817.
14. Ophir N, Bar Shai A, Korenstein R. et al. Functional, inflammatory and interstitial impairment due to artificial stone dust ultrafine particles exposure. Occup Environ Med. 2019;76(12):875-879.
15. Ophir N, Shai AB, Alkalay Y. et al. Artificial stone dust-induced functional and inflammatory abnormalities in exposed workers monitored quantitatively by biometrics. ERJ Open Res. 2016;2(1):00086-2015.
15bis. Haddad A. Morbidity of occupational diseases 2005-2016 – comparison between Romania and Israel [Unpublished undergraduate thesis]. "Victor Babes" University of Medicine and Pharmacy, Timisoara, 2018, pp. 21-25
16. Hoy RF, Jeebhay MF, Cavalin C. et al. Current global perspectives on silicosis–Convergence of old and newly emergent hazards. Respirology. 2022;27:387–98.
17. Kramer MR, Blanc PD, Fireman E. et al. Artificial stone silicosis [corrected]: disease resurgence among artificial stone workers. Chest. 2012;142:419–24.
18. Marica L, Irimie S, Baleanu V. Aspects of Occupational Morbidity in The Mining Sector. Procedia Economics and Finance. 2015;23:146-151.
19. Râjnoveanu A, Asăujan C, Toma S, Bucur M. Silicosis trends in Cluj-Napoca, Romania, over 35 years of experience. Occupational and Environmental Medicine. 2018;75:A456
20. Shi P, Xing X, Xi S. et al. Trends in global, regional and national incidence of pneumoconiosis caused by different aetiologies: an analysis from the Global Burden of Disease Study 2017. Occup Environ Med. 2020;77:407–414.
21. Hoy RF, Baird T, Hammerschlag G. et al. Artificial stone-associated silicosis: a rapidly emerging occupational lung disease. Occup Environ Med. 2018;75(1):3-5.
22. Martinez C, Prieto A, Garcia L et al. Silicosis: a disease with an active present. Arch Bronconeumol. 2010;46(2):97-100.
23. Shtraichman O, Blanc PD, Ollech JE et al. Outbreak of autoimmune disease in silicosis linked to artificial stone. Occup Med. 2015;65(6):444-450.
24. Leso V, Fontana L, Romano R. et al. Artificial stone associated silicosis: a systematic review. Int J Environ Res Public Health. 2019;16(4):568.
25. Occupational Safety and Health Administration. OSHA/NIOSH Hazard Alert: worker exposure to silica during countertop manufacturing, finishing and installation. 2015; Available from: https://www.cdc.gov/niosh/docs/2015-106/default.html.
26. Călugăreanu LD, Popescu FS. Raport 2021 al Sintezei naționale: Monitorizarea incidenței bolilor profesionale și a absenteismului medical prin boală profesională. Institutul Național de Sănătate Publică București; 2021.
27. Li J, Yin P, Wang H. et al. The burden of pneumoconiosis in China: an analysis from the Global Burden of Disease Study 2019. BMC Public Health. 2022;22(1):1114.

RETRACTED